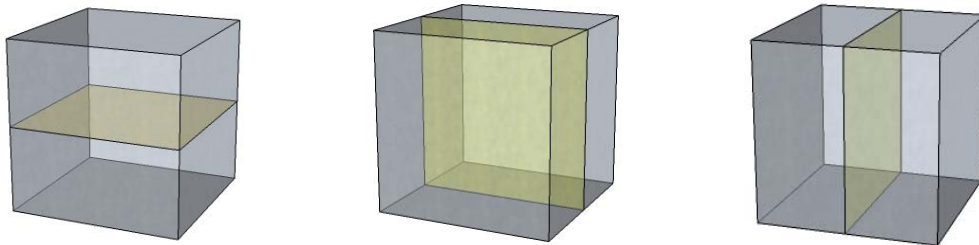


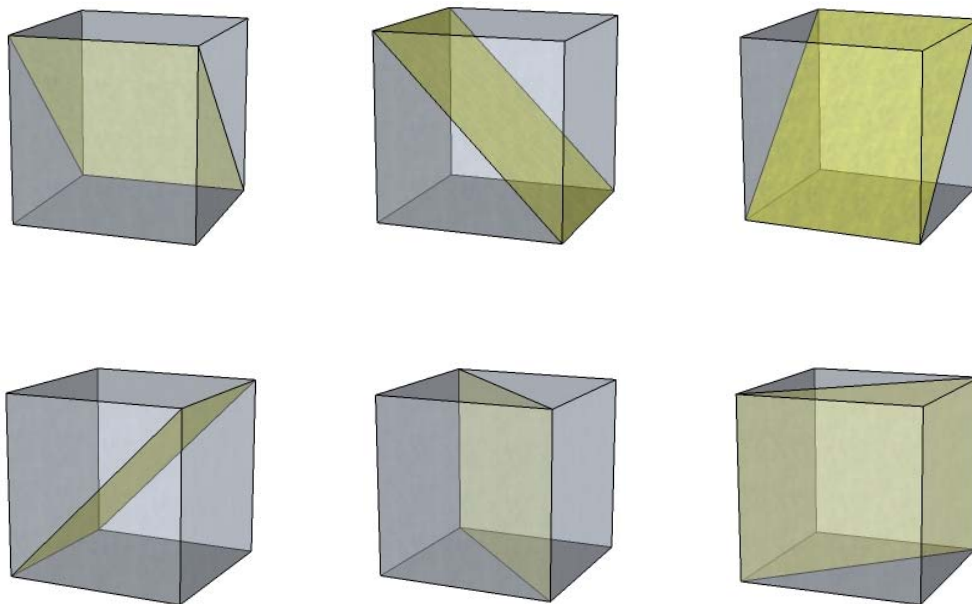
# Symmetry in Space

Take a cube and examine it carefully. Planes of reflectional symmetry can be found by imagining the slicing of a cube into two congruent solids. A hot-wire cutter can be used to cut a styrofoam model into two such solids. The path the hot wire follows describes the plane of reflectional symmetry. The cube below has its intersection with the plane of symmetry shaded. Outline and shade the other two planes of reflectional symmetry that bisect four parallel edges.

Solution:



Draw and shade the planes of symmetry that include a pair of parallel edges.



All images and text on this page ©2005 by Ephraim Fithian. Used by permission.

Email for permission to use any portions.

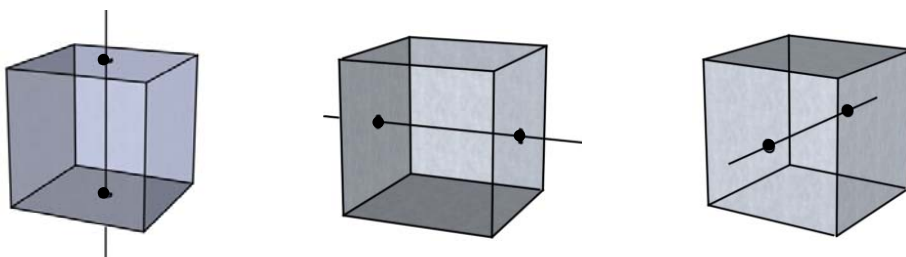
Unauthorized use is a violation of state and federal law.

efithian@mac.com

<http://homepage.mac.com/efithian/geometry.html>

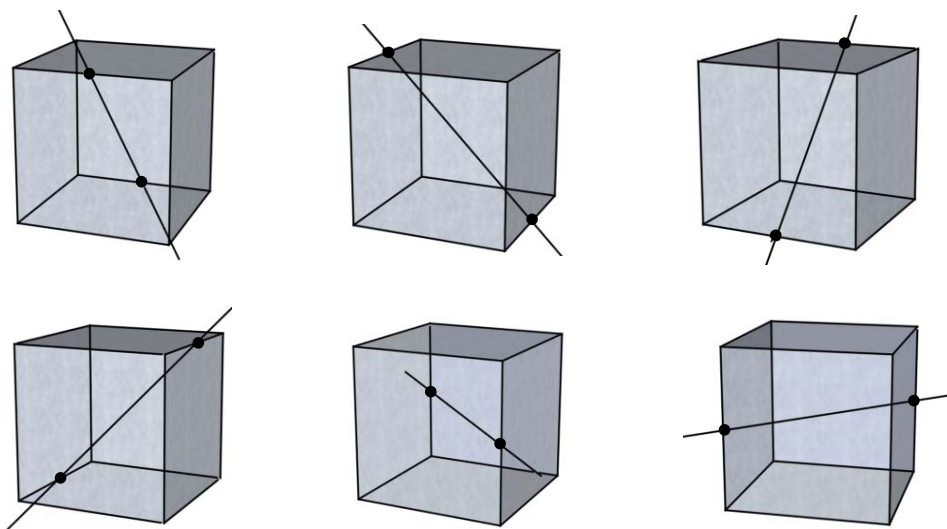
Dr. Ephraim Fithian  
Professor Emeritus of Mathematics  
Kutztown University of Pennsylvania

Use your fingers as endpoints of an axis to rotate the cube. Place your fingers in the center of a pair of opposite faces. Rotate  $90^\circ$  and notice that the cube has the same orientation. Repeat this three times to return to the original location. This shows that the cube has an axis of rotational symmetry of order 4. This axis is drawn on the first cube below. Mark the intersection points and draw axes for the remaining cubes.



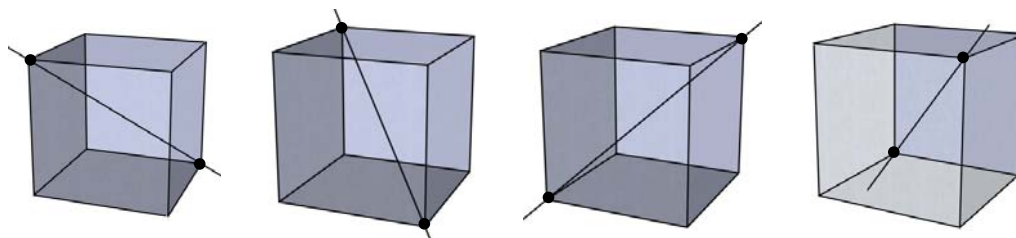
6 faces  
connected 2 at a time  
**3 lines of rotational symmetry**

Draw the axes of rotational symmetry of order 2 on the cubes below.



12 edges  
connected 2 at a time  
**6 lines of rotational symmetry**

Draw the axes of rotational symmetry that pass through pairs of opposite vertices. What is the order of rotational symmetry for each of these axes?



8 vertices  
connected 2 at a time  
**4 lines of rotational symmetry**

The total number of axes of rotational symmetry for the cube is 12.

The total number of planes of reflectional symmetry is 9.